

Georg Mertens

My CELLO METHOD

Addition to Volume 3: No. 98 & 99

No 98 - Dotzauer Study

No 99 - Ornaments & Bianco Fiore



** very enjoyable*

** very systematic*

** very well explained*

** all cello duos*

** every piece comes with a link to:*

- an online video lesson on patreon

- a cello duo recording on youtube

(links interactive on tablet, phone, computer)

** this method is also a fantastic source of
extra pieces to any cello method*

Georg's Cello Method - Volume 1

For videos on the lessons click - <https://www.patreon.com/georgcello>

For "Georg's Cello Method" see: <http://www.georgcello.com/sheetmusic.htm#PART1>

* For Cello Duo videos to pieces click:

https://www.youtube.com/playlist?list=PLa4x_CVYDVRVu36cuDRoylg9DZTar7SZH

Volume 1 - 1st Position unextended

- 0 The open Strings on the Cello - The 2 Bow Directions
- 1 One, two, three, four - One (GM)
- 2 Minims or 1/2 Notes (GM)
- 3 Rain, Rain, go away (Trad.)
- 4 Hot Cross Buns (Trad.)
- 5 Accompaniment to "Twinkle, twinkle little Star" (GM)
- 6 Twinkle, twinkle little Star (Trad.)
- 7 French Folk Song (Trad.) - Counting
- 8 Scale in D major - Warm up
- 9 Tica-tica, Tuc - tuc (GM)
- 10 Frere Jacques (Trad.)
- 11 All my little Ducklings (Trad.)
- 12 Lightly Row - Little John (Trad.)
- 13 Ode to Joy (Beethoven)
- 14 Fox Song / Song of the Wind (Trad.)
- 15 Bee-Baa Bootzelman (Trad.)
- 16 Scale in G major
- 17 The Notes in G major
- 18 Andantino (Carcassi)
- 19 Silent Night (Gruber)
- 20 Happy Birthday (Trad.)
- 21 Arpeggio Study (GM)
- 22 4 Slur Exercises (GM)
- 23 Arpeggio Study in Slurs (GM)
- 24 Quick Tune (GM)
- 25 Rigadoon (H. Purcell)
- 26 Nun ruhen alle Wälder (J.S. Bach)
- 27 Intonation Study (GM)
- 28 Scale in C major
- 29 Nimble Fingers (G.M.)
- 30 Study in C major (G.M.)
- 31 The Volga Song (Trad)
- 32 The Hippopotamus (G.M.)
- 33 Maytime (Neidhardt)
- 34 Scarborough Fair (Trad)
- 35 Sakura, Sakura (Trad)
- 36 Hatikvah (Trad)
- 37 The Ashgrove (Trad)
- 38 Study in C (F. Sor)
- 39 Early one Morning (Trad)
- 40 Staccato Exercise
- 41 Double Stop Exercises
- 42 Morning Stroll (A. Gretchaninov)
- 43 We wish you a Merry Christmas (Trad)
- 44 Rigadoon II (Purcell)
- 45 Legato Study after Dotzauer (G.M./Dotzauer)
- 46 What shall we do with the Drunken Sailor (Trad)
- 47 Hornpipe (Trad)
- 48 String Crossing Study (G.M.)
- 49 Staccato & Double Stop Exercises
- 50 Double-Double Stops for 2 cellos (G.M.)

Georg's Cello Method - Volume 2 & 3

Volume 2 - The Extensions in 1st Position (b & #)

- 51a Exercise for the extended position back (Bb)
- 51 Dona, Dona (Trad.)
- 51b Finger Separation Exercise
- 51 Ac Accompaniment to "Dona, Dona" (Trad.)
- 52 Choral: Christus, der uns selig macht (J.S. Bach)
- 53 Spagnoletto (C. Negri)
- 54 Passamezzo (Phalèse)
- 55 Chorea (Hungarian Trad.)
- The Extension up (#)
- 56 Exercise to move fingers & thumb together
- 57 Scale in D major over 2 octaves - various bowings
- 58 Canon in D (Pachelbel)
- 59 Minuet in C (Petzold / Bach) (& No 68 Accompaniment to No 59)
- Both Extensions, back & up
- 60 Scale in D melodic minor
- 61 Gilderoy (Trad.)
- 62 Danza (Anon.)
- 63 Greensleeves (Anon.)

Volume 3 - Shifting: 1/2 to 4th Positions

- 64 Exercise for the Half position - Photos
 - 65 La Folia
 - 66 Tis the last Rose of Summer (Moore)
 - 67 Study in E minor (Dotzauer)
 - 68 Minuet in C - Accompaniment to No 59 (Petzold / Bach)
 - 69 Exercises for 2nd position - Photos
 - 70 2 Accompaniments: Andantino (18) - Nun ruhen (26)
 - 71 Hungarian Dance
 - 72 Duo No 1 (J. Offenbach)
 - 73 Dominion
 - 74 Exercises for 2nd position extended - Photos
 - 75 Old Reel
 - 76 Minuet II in C (Petzold/Bach)
 - 77 Irish Washerwoman & Bow exercise
 - 78 Exercises for the low 3rd Position - Photos
 - 79 Scale of F major
 - 80 Andante in F major (G.M.)
 - 81 Accompaniment to Choral No 52 (Bach)
 - 82 Minuet in D minor (Petzold / Bach)
 - 83 Exercises for high 3rd position - Photos
 - 84 Alman (Anon.)
 - 85 Those were the Days (B. Fomin)
 - 86 Exercise for the 3rd position extended - Photos
 - 87 Study (G.M.)
 - 88 Hook stroke Exercises
 - 89 "Nutcracker Suite" Study (after Tchaikovsky)
 - 90 Scale in G major - Introducing Vibrato
 - 91 Exercises for Positions 1-4 (G.M.)
 - 92 Jesu meine Freude (Bach)
 - 93 Study in G major (G.M.)
 - 94 Harmonics - What are they & How to Play & Tuning
 - 95 Study with Harmonics (Kummer)
 - 96 Spiccato Exercise
 - 97 Hundred Kisses - Gypsy Song (Trad.)
 - 98 **Dotzauer Study Andante sostenuto**
 - 99 **Trills & other Ornaments - Bianco Fiore (C. Negri)**
- Short History of "Georg's Cello Method"**

FREE on the Net : Major Scale patterns for all 12 keys, 3 octave - see at the end of:
<http://www.georgcello.com/sheetmusic.htm#PART3>

Georg's Cello Method - Volume 4, 5 & 6

Volume 4

Gems from the vast repertoire of cello music within Positions 1-4

- 100 A. Noelck - Tempo di Ballo
- 101 G.F. Handel - Aria "Lascia ch'io Pianga"
- 102 Introduction to the Tenor clef & 12/8 - slow & fast
- 103 A. Vivaldi - Largo, 3rd mov. from Sonata in E min (tenor clef)
- 104 D. Dalla Bella - Giga from Sonata in C major (tenor clef)
- 105 S. Lee - Study No 1 from Opus 31 - slurred legato
- 106 R. Kreutzer - Study in G major - for an even sound on all strings
- 107 J.B. Breval - Sonata in C major, first movement
- 108 B. Romberg - Sonata op. 38 in E minor, first movement
- 109 J.S. Bach Choral "Wachet auf!" in Eb major
- 110 A. Vivaldi - Allegro, 2nd mov. from Sonata in E min (tenor clef)
- 111 G. Marie - La Cinquantaine in A minor / A major (tenor clef)
- 112 A. Vivaldi - Largo, 1st mov. from Sonata in E min (tenor clef)
- 113 A. Vivaldi - Largo, 4th mov. from Sonata in E min (tenor clef)
- 114 S. Lee - Study No 8 from Opus 31 - bowing
- 115 J.S. Bach Menuets from Cello Suite No 1 (cello solo)
- 116 Introduction to J.S. Bach Prelude from Cello Suite No 1
- 117 J.S. Bach Prelude from Cello Suite No 1 (cello solo)

FREE on the Net : MAJOR SCALE PATTERNS for all 12 keys, 3 octaves

<http://www.georgcello.com/sheetmusic.htm#PART3>

Volume 5

Mastering Positions 5 - 7

TIPS on learning and playing cello

Major scale patterns - 3 octaves

- 118 Exercise for Position 1 - 7 on A string
- 119 3 octaves Scale in C major
- 120 2 Position Studies for all 4 strings by O. Sevcik
- 121 S. Lee - Study No 5
- 122 Catalan Traditional - Song of the Birds
- 123 E. Galliard - Sarabande from Sonata E minor
- 124 J.S. Bach - Bourree's of Cello Suite No 3 (solo)
- 125 J.S. Bach - Sarabande of Cello Suite 5 (solo)
- 126 L.v. Beethoven - Sonatina
- 127 F. Chopin - Largo from Cello Sonata op. 65
- 128 P.I. Tchaikovsky - Valse sentimentale
- 129 G.M. - Prelude 4 "Oriental" from 5 Preludes for the Love of the Lower Strings (solo)
- 130 C. Saint-Saens - The Swan

Volume 6

The Thumb Position

Exercises & Studies by Sevcik, Grutzmacher, Duport, Popper

Pieces by: Faure - Apres un Reve, Squire - Tarantella, Monn - Concerto in G minor

Bruch - Kol Nidrei and more... all for Cello Duo

Expected publication: Late 2023

When viewed on phone, tablet, pad or computer links will open when clicked on.

Copyright by Georg Mertens, Katoomba Australia 2021

copying, publishing and sending this music without permission per email
is against the law. Performing welcome.

B - How to Practice - Some useful Tips

- 1) I recommend strongly to have your **cello always unpacked**, ready to play, bow next to it, music on a stand or accessible.
- 2) After a lesson or after watching the video I recommend **playing everything once through at home on the same day**. - Why? We have two mind sets: the home mind set, the old way of playing - the other the teachers place set. One day later - after sleeping - half of the new information is lost. Some students write information down after lesson or record part of the lesson. Watching the video several times replaces these former ways.
- 3) **Start** every practice **with a slow scale** (any), 3 or 4 beats per note. This scale warms us up, including sitting correctly, spike length ideal, tuned well, bow hold, bow control, bow level and direction good, sound and intonation good. This one scale saves us from being shocked by our first piece!
- 4) The scale should be followed by a **warm up piece**.
- 5) Now starts our variable practice program. I find it important that **every practice has some little goal, like:** after this practice I want to play this section safely or much better. In 5-10 minutes we can achieve something - a practice doesn't need to be always half an hour plus.
- 6) We learn by repetition - that's why we practice. The fastest method of learning is therefore to make no mistake at all! That requires drastically slowing down, focussing well and observing all details. Despite the slow pace, rhythm and bowing have to be correct from the very beginning - or we have to relearn.
- 7) Play the whole piece through, don't stop when a note goes wrong! I play usually 3 times through (2 times slower, then one time in speed if it's a fast piece). Then I go back to where it went wrong and practice this bit. However, the unit we practice should not be longer than 1 page or we don't remember what went wrong and it's too much to really improve.
- 8) If it just doesn't sound right on a day, we might put the cello on the ground, walk a circle through the room and sit down again; often it will sound better!
- 9) I often have an **A & B program**, which alternates every day. I find it more interesting, the program can be larger and it trains the memory.
- 10) **If anything hurts** - stop and take a break, mention it to your teacher or send a message. Sometimes when something hurts, like the thumb or the arm - a break of 5-10 seconds lets the pain fade away. Take this tiny break as soon as the pain occurs - then start where you stopped, not from the beginning.

My CELLO METHOD - Volume 3 - 4th Pos.

Online video lesson.: <https://www.patreon.com/posts/73189280>

* For a Cello Duo video recording click: <https://youtu.be/ZNPWcSWTZvE>

98

F. Dotzauer Legato Study - Andante sostenuto

Handwritten musical score for F. Dotzauer Legato Study, Andante sostenuto. The score consists of ten staves of music in G major, 3/4 time. It features various technical exercises such as slurs, ties, and fingerings. Handwritten annotations include 'L 4th', 'L high 3rd', 'L low 3rd', 'L low 2nd', 'L low 3rd', 'L ext 3rd', 'L 1/2', 'L 1/2 par', 'L high 3rd', 'L 4th', 'L high 3rd', 'L ext 3rd', and '1/2'. Fingerings are indicated by numbers 1-4 and 'x' for natural harmonics. The piece concludes with a final measure containing the fingering [1 4 1 2 1 4 3 1].

My CELLO METHOD - Volume 3 - 4th Pos.

Online video lesson.: <https://www.patreon.com/posts/73189280>

* For a Cello Duo video recording click: <https://youtu.be/ZNPWcSWTZvE>

98 a

Acc. to Dotzauer's *Andante sostenuto*

G.M.

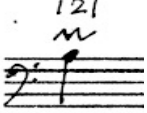

The musical score consists of ten staves of music in G major (one sharp) and 3/4 time. The piece is titled '98 a' and is an acceleration of Dotzauer's 'Andante sostenuto'. The notation includes various rhythmic values such as quarter, eighth, and sixteenth notes, often beamed together. There are several slurs and phrasing marks throughout. Fingerings are indicated by numbers 1-3. A circled 'G' symbol appears at the end of the sixth staff. The score concludes with a double bar line and repeat signs.



99 a

Trills and other Ornaments

Here some common ornaments used in Baroque & Classical music:

* The upper mordent:

written:  played like: 

with appoggiatura (grace-note)  played like: 

* The lower mordent:

written:  played like: 

* The "turn" (here written with the following note "D", usually slurred with the turn)

written:  played like:  the literal symbol: 

* The "trill"

written:  played like: 

Trill Exercises: (play rhythmical with counting)


1 -- don't lift 1


1 -- don't lift 1


2 --- don't lift 2


3 -- don't lift 3

99 b

Bianco Fiore

(also No 1 from "8 Beautiful Renaissance Dances")

Cesare Negri

(1602)

Handwritten musical score for 'Bianco Fiore' in G major, 3/4 time. The score consists of four staves. The first two staves are for the right hand, and the last two are for the left hand. The music features a mix of eighth and sixteenth notes, often beamed together. Dynamic markings include *mf* (mezzo-forte), *f* (forte), and *mp* (mezzo-piano). Performance instructions such as 'v' (accents), '2nd' (second ending), and '4 3 4 3' (fingerings) are present. A note at the bottom right of the first system reads '* - play together'.

Accompaniment to "Bianco Fiore"

Handwritten musical score for the accompaniment to 'Bianco Fiore'. It consists of four staves. The first two staves are for the right hand, and the last two are for the left hand. The accompaniment is primarily composed of quarter and eighth notes. Dynamic markings include *mf* and *f*. Accents ('v') are placed over several notes. The score concludes with a double bar line and repeat dots.

For "8 Beautiful Renaissance Dances", see <http://www.georgcello.com/sheetmusic.htm#celلودuo>

Recommended:

Download for FREE all major scales: <http://www.georgcello.com/sheetmusic.htm#PART4>

History of "My CELLO METHOD"

(formerly "Georg's Cello Method")

I have often been asked:

Why did you write another cello method? I have been teaching for 50 years.

As a student in 1974 I wrote a thesis about all cello methods at the time.

It never left my mind to write a method to combine the best elements of all.

I tried so many pieces, changed the order - I think by now it is probably the most tested cello method ever, in fact for such a long that past students are now professional musicians.

Virtually all 19th century methods (e.g. Piatti) are good from the view point of cello technique, but the choice of pieces are narrow - all pieces were written between 1800-1900, usually by the method writer or his friends, no Baroque or Renaissance piece and of course nothing after 1900.

During the last 100 years several kinds of methods developed: the earlier ones had many exercises, had as much writing as music, many pieces were 1 or 2 line excerpts from larger pieces, not very enjoyable.

Other methods today widely used are off shoots from violin methods (e.g. Suzuki) plus some methods appeared attempting to integrate cello players as fast as possible into an orchestra (brass), written for in school classes.

The latter groups are not developed from the cello. As a consequence, the extended positions are not introduced correctly, higher positions appear unsystematically, the half position is forgotten. Students often remain insecure with extensions and where is which position.

I felt there was not only a space for a new method, but that I have a certain duty to publish my method, just because it works so well - it would help many cello learners making playing easier, happier and advance them further. Being prepared and still alive I decided to put all efforts into tidying up my method for publication and extend it to thumb position & treble clef (Volume 6 hopefully completed by the end of 2023).

Going with the new possibilities of our times I decided to record a video to each lesson plus duo recordings of all pieces.

I inserted interactive links which work when viewed on computer, pad or phone.

The videos lessons replace the pages and pages of text in older volumes, which usually everyone skipped, the youtube duo recordings offer a partner to play with at home.

Added to this, the patreon course gives students the opportunity asking for advice when a problem arises. And of course, when it's hard to find a good teacher or fit regular lessons in, learning is possible in any location. - I hope you will fully enjoy my Cello Method!

For all Cello Duo recordings - concerts and cello method - see:

https://www.youtube.com/playlist?list=PLa4x_CVYDVRVu36cvDRoylq9DZTar7SZH

For "Cello Issues" videos, explaining how to learn vibrato, make a good sound, tuning etc. see:

https://www.youtube.com/playlist?list=PLa4x_CVYDVRXAnJJ_6HeRujngwTZ8cMEd

Online video lessons - <https://www.patreon.com/georgcello>

Georg's Little Music Library - here a selection

Cello solos - (1-10 difficulty) - click blue link through on phone, tablet, computer

G. Mertens - 5 Preludes for the Love of the Lower Strings [4-7]

(click to watch Prelude 3) https://youtu.be/E9cmoLt_Fpw

G. Mertens - Variations on Sakura, Sakura [6-7]

(click to watch) <https://youtu.be/AV3HgHmt-VWA>

J. Dowland - Melancholy Galliard [7] <https://youtu.be/VswZx8sYSis>

J. Massenet - Meditation [8] https://youtu.be/ycZ5coK_RZ_s

G. Mertens - Blue Mountains Rainforest Sonata [8-9]

(click to watch 3rd movement) https://youtu.be/_l6reJoWVYQ

M. Marais-Mertens: Variations on La Folia {9}

(click to watch) <https://youtu.be/7Q8k9v9nEHc>

G. Mertens - Cathedral Ciaconna [9] <https://youtu.be/TfE8VNvmWLM>

G. Mertens - Spanish Romance [9] https://youtu.be/Vp2LSAv_wE

G. Mertens - Cadenza to Haydn Cello Concerto C major 1st mov. [9]

(click to watch) <https://youtu.be/fgNtixSpGDI>

I. Albeniz - Asturias [9] <https://youtu.be/7nzswUUDto>

2 Cellos

J.S.Bach - 8 Chorals [1-4] // - 8 Menuets [2-5]

8 Beautiful Renaissance Dances [3-7] <https://youtu.be/m7MVQ3HuyPw>

Traditional Shakers - Simple Gifts [3] <https://youtu.be/z8IfeXjThvU>

Saint-Saens The Swan & Bach Prelude I <https://youtu.be/jTCBF0oHEOc>

E. Satie - Gymnopedie 1 (1 / 2 cellos) [4] <https://youtu.be/j8-eczmxKGGk>

J.S.Bach - Lute Suite No 1 ([5-8] <https://youtu.be/zVMmD28vEY>

G. Sanz - Pavanas & Canarios [7] <https://youtu.be/scVnkI5bXZ0>

M. Giuliani - Variat. on La Folia [7-8] <https://youtu.be/ieH5tQVsaPM>

E. Granados - Intermezzo [8-9] <https://youtu.be/zQmgjtTx6Nk>

Cello & Guitar

G.F. Handel - Aria "Lascia Ch'io Pianga (2 cellos / cello & guitar)

(click to watch) <https://youtu.be/qKec1dQbypQ>

L.v. Beethoven - Sonatina [5] <https://youtu.be/6DfLTbRzhFw>

A. Vivaldi - Sonata no 5 E minor [5-6] <https://youtu.be/pyAT41qVTWE>

J.S.Bach - Arioso [5-6] <https://youtu.be/b5SjN2JKyw8>

G. Caccini - Ave Maria [5-6] <https://youtu.be/-5qP5vUyxDw>

3 Beautiful Gypsy Songs (here Lento) [4-6] <https://youtu.be/OwJxiJ9igV>

Violin & Guitar

El Condor Pasa - cello (or violin / flute) & guitar [5]

(click to watch) <https://youtu.be/Jd4vo9tPAek>

La Cumparsita - (violin or cello & guitar) [5-6]

(click to watch) <https://youtu.be/Sh4NWkZOWow>

See also "Georg's Cello Method" incl. more than 100 Cello Duos

<http://www.georgcello.com/sheetmusic.htm> - PART 1

(watch Lesson No 1 - <https://youtu.be/g6L091afZog>)