





99

- Major Scale Patterns - (2 octaves for Vol 3)



Scales starting with open string:

	C	-0 <u>1</u> 2 4 1 2 4	
	G	<u>0</u> 1 3 4 0 1 3 <u>4</u> 0 1 2 4	-1 x2 <u>3</u>


Scales starting with first finger:

	D	-4 0 1 <u>3</u> 4 1 3	
	A	<u>1</u> x2 4 0 1 x2 <u>4</u> 0 1 3	-1 x2 1 x2 <u>3</u>






Scales starting with second finger:

	E_b	-1 <u>3</u> 4	
	B_b	<u>2</u> 4 0 1 x2 4 0 <u>1</u> x2 1 2 4	-1 x2 1 x2 <u>3</u>

Scales starting with fourth finger (compare with C):

	F	<u>4</u> 0 1 2 4 0 <u>1</u> 2 4 0 1 x2 1 <u>3</u> 4 1 x2 1 x2 <u>3</u>
---	----------	--

Scales without open strings (starting with first finger):

	E	-1 <u>3</u> 4 1 x2
	B	-1 x2 <u>3</u> 1 x2
	F[#]	<u>1</u> x2 4 1 x2 4 <u>1</u> 2 4 1 2 4 -1 <u>3</u> 4 1 x2 -1 x2 1 x2 <u>3</u> (= G _b)
	D_b (= C[#])	-1 <u>3</u> 4 1 3
	A_b	-1 <u>3</u> 4 1 x2

Note: - *underlined numbers indicate the key note, e.g. in the scale of C the underlined numbers 0, 4, 2, 3 are the note "C".*
 - **3 4** numbers close to each other indicate a semitone step
 - **0 1** gaps between numbers indicate a tone step
 - **1 x2** an "x" between numbers indicate a tone stretch between fingers

99

- Major Scale Patterns - (2 octaves for Vol 3)

The image displays twelve sets of musical notation for major scale patterns, each consisting of two staves (treble and bass clef) and two octaves. The keys are: C, G, D, A, Eb, Bb, F, E, B, F#, Db, and Ab. Each set includes fingerings (1-4) and articulation marks such as slurs and accents. The notation is written in 7/8 time. The patterns are as follows:

- C:** Treble clef, one sharp (F#). Fingerings: 3, 3, 2, 2, 1, 2, 1x2, 3.
- G:** Treble clef, two sharps (F#, C#). Fingerings: 3, 1, 3, 4, 1x2, 1x2, 1x2, 3.
- D:** Treble clef, two sharps (F#, C#, G#). Fingerings: 1x2, 4, 1x2, 4, 3, 3, 1, 3, 1x2, 1x2, 3.
- A:** Treble clef, three sharps (F#, C#, G#, D#). Fingerings: 1x2, 4, 1x2, 4, 3, 1, 3, 1x2, 3, 1x2, 1x2, 3.
- Eb:** Bass clef, three flats (Bb, Eb, Ab). Fingerings: 2, 1x2, 1x2, 1, 2, 4, 1, 3, 4, 1x2, 1x2, 1x2, 3.
- Bb:** Bass clef, four flats (Cb, Fb, Bb, Eb). Fingerings: 2, 1x2, 1x2, 1, 2, 4, 1x2, 3, 1x2, 1x2, 1x2, 3.
- F:** Bass clef, one flat (Bb). Fingerings: 2, 1x2, 1, 3, 4, 1x2, 1x2, 1x2, 3.
- E:** Treble clef, four sharps (F#, C#, G#, D#, A#). Fingerings: 1x2, 4, 1x2, 4, 1, 2, 4, 1, 3, 4, 1x2, 1x2, 3.
- B:** Treble clef, five sharps (F#, C#, G#, D#, A#, E#). Fingerings: 1x2, 4, 1x2, 4, 1, 2, 4, 1, 2, 4, 1x2, 3, 1x2, 1x2, 1x2, 3.
- F#:** Treble clef, six sharps (F#, C#, G#, D#, A#, E#, B#). Fingerings: 1x2, 4, 1x2, 4, 1, 2, 4, 1, 2, 4, 1, 3, 4, 1x2, 1x2, 1x2, 3.
- Db:** Bass clef, five flats (Cb, Fb, Bb, Eb, Ab, Db). Fingerings: 1x2, 4, 1x2, 4, 1, 2, 4, 1, 2, 4, 1, 3, 4, 1, 3, 1x2, 1x2, 3.
- Ab:** Bass clef, four flats (Cb, Fb, Bb, Eb). Fingerings: 1x2, 4, 1x2, 4, 1, 2, 4, 1, 2, 4, 1x2, 3, 1x2, 1x2, 1x2, 3.

Georg's Little Music Library - here a selection

Cello solos - (1-10 difficulty) - click blue link through on phone, tablet, computer

G. Mertens - 5 Preludes for the Love of the Lower Strings [4-7]

(click to watch Prelude 3) https://youtu.be/E9cmoLt_Fpw

G. Mertens - Variations on Sakura, Sakura [6-7]

(click to watch) <https://youtu.be/AV3HgHmt-VWA>

J. Dowland - Melancholy Galliard [7] <https://youtu.be/VswZx8sVSiS>

J. Massenet - Meditation [8] https://youtu.be/ycZ5coK_RZ_s

G. Mertens - Blue Mountains Rainforest Sonata [8-9]

(click to watch 3rd movement) https://youtu.be/_f6reJoWVYQ

M. Marais-Mertens: Variations on La Folia {9}

(click to watch) <https://youtu.be/7Q8k9v9nEHc>

G. Mertens - Cathedral Ciaconna [9] <https://youtu.be/TfE8VNvmWLM>

G. Mertens - Spanish Romance [9] https://youtu.be/Vp2LSAv_wFE

G. Mertens - Cadenza to Haydn Cello Concerto C major 1st mov. [9]

(click to watch) <https://youtu.be/fgNtixSpGDI>

I. Albeniz - Asturias [9] <https://youtu.be/7nzwsWUUDto>

2 Cellos

J.S.Bach - 8 Chorals [1-4] // - 8 Menuets [2-5]

8 Beautiful Renaissance Dances [3-7] <https://youtu.be/m7MVQ3HuyPw>

Traditional Shakers - Simple Gifts [3] <https://youtu.be/z8IfeXjThvU>

Saint-Saens The Swan & Bach Prelude I <https://youtu.be/jTCBF0oHfEOc>

E. Satie - Gymnopedie 1 (1 / 2 cellos) [4] <https://youtu.be/j8-eczmXK6k>

J.S.Bach - Lute Suite No 1 ([5-8] <https://youtu.be/zVMmD28vEV>

G. Sanz - Pavanas & Canarios [7] <https://youtu.be/scVnkI5bXZO>

M. Giuliani - Variat. on La Folia [7-8] <https://youtu.be/ieH5tQVsaPM>

E. Granados - Intermezzo [8-9] <https://youtu.be/zQmgjtTx6Nk>

Cello & Guitar

G.F. Handel - Aria "Lascia Ch'io Pianga (2 cellos / cello & guitar)

(click to watch) <https://youtu.be/qKec1dQbypQ>

L.v. Beethoven - Sonatina [5] <https://youtu.be/6DFLTbRzhFw>

A. Vivaldi - Sonata no 5 E minor [5-6] <https://youtu.be/pyAT41qVTWE>

J.S.Bach - Arioso [5-6] <https://youtu.be/b5SjN2JKyw8>

G. Caccini - Ave Maria [5-6] <https://youtu.be/-5qP5vUyxDw>

3 Beautiful Gypsy Songs (here Lento) [4-6] <https://youtu.be/OWJxiJ9igV>

Violin & Guitar

El Condor Pasa - cello (or violin / flute) & guitar [5]

(click to watch) <https://youtu.be/Jd4vo9tPAek>

La Cumparsita - (violin or cello & guitar) [5-6]

(click to watch) <https://youtu.be/Sh4lWkZOWow>

See also "Georg's Cello Method" incl. more than 100 Cello Duos

<http://www.georgcello.com/sheetmusic.htm> - PART 1

(watch Lesson No 1 - <https://youtu.be/g6L091afZog>)